



Aluminium Shutters

GIEMME
Italian Windows Design

“ *Architecture is the wise, rigorous,
and magnificent play of volumes
under the light.*

Le Corbusier

GEMME
PORTE • FINESTRE • COMPLEMENTI

Doors and Windows since 1982

Discover Our Aluminium Shutters



GIEMME, STYLE, RESEARCH, AND INNOVATION

GIEMME oversees the production and sale of high-quality doors and windows, and has become a reference brand for private clients as well as for advanced construction projects.

Technological innovation in production systems and product design has successfully combined tradition and performance, offering Italian and European customers a range of options capable of meeting the most diverse technical and stylistic needs.

GIEMME offers a collection of interior doors designed to meet a wide range of furnishing needs, featuring a project that is both contemporary in style and advanced in technical profile.

For environmentally sensitive requirements,

the doors are manufactured using high-quality materials and technologies, and finished with water-based paint applied in a controlled environment.

As key elements of the architectural project, doors define the style and personality of every space. For this reason, our collections of interior doors are designed to offer the perfect combination of aesthetics and functionality.

Different styles expressed in a variety of models, colours, and finishes to meet every furnishing need, with the assurance of choosing the perfect type of opening for each space: **hinged doors, sliding doors (both inside and outside the wall), folding doors, and pivot doors.**



Depending on the chosen model, shading systems can be made with **fixed oval** slats on pre-cut aluminium panels or with adjustable **drop slats**, operated manually via a lever control, which can also be supplied in matching colours upon request. The adjustable slats can be equipped with seals to enhance **light blockage**. All types can feature **single or multiple panels, folding or bi-fold openings, and more.**

The hardware and accessories have also been renewed and expanded, and are available in both aluminium and steel. Our range includes:

- Concealed hinges, riveted with multigrip rivets to enhance mechanical strength;
- Visible adjustable hinges;
- Aluminum hinges with quick-release fastening and anti-lift accessories;
- Cremone bolts with multipoint locking system;
- Matching-colored espagnolette handles;
- Seals on doors and frames;
- Shutter stops with a Zamak body and interchangeable screws (to suit any wall stratigraphy);
- Magnetic shutter stops.

The new range of shading systems is made with **EN AW6060** aluminium alloy profiles, compliant with dimensional and thickness tolerances according to **EN12020/2 standards, and comes with a declaration of conformity and CE marking.**



— EOLO 1
FRAMED SHUTTER

The Eolo 1 aluminium framed shutters, featuring a shaped frame for **easier maintenance**, offer a **modern and elegant** aesthetic while ensuring **excellent durability and low maintenance**.

They can be fitted with either fixed or adjustable slats and come pre-drilled for wall mounting, with aluminium quick-release hinges featuring anti-lift accessories and a multipoint cremone bolt for locking.

In addition to concealed hinges, a version with visible hinges is also available.



	Single panel*		Double panel*	
Width	min. 400	max. 900	min. 700	max. 1700
Height	min. 800	max. 3000	min. 800	max. 3000

*Dimensional limits to be verified with Giemme technical office



EOLO 2
WALL-MOUNTED SHUTTER

EOLO 2 is an aluminium shutter with hinges designed to be anchored directly to the building wall and a handle for closing. It is perfect for situations such as historic **centers or rustic homes**, where a classic aesthetic is desired without sacrificing the main **advantages of aluminium, such as durability and low maintenance**.


They can be fitted with either fixed or adjustable slats and are **also available with Genovese or Florentine shutters**.

In addition to exposed hinges, a concealed version is also available.



	Single panel*		Double panel*	
Width	min. 400	max. 900	min. 700	max. 1700
Height	min. 800	max. 3000	min. 800	max. 3000

*Dimensional limits to be verified with Giemme technical office



EOLO 3 WALL-MOUNTED SHUTTER

The EOLO 3 aluminium shutters are equipped with **hinges for direct wall mounting and a handle for closing**.

Perfect for **rustic** settings or for clients seeking **maximum light-blocking capability**, they can be configured with horizontal or vertical slats, **or optionally with insulated thermal-break** slats to maximize insulation. In addition to visible hinges, a version with concealed hinges is also available.

	Single panel*		Double panel*	
Width	min. 400	max. 900	min. 800	max. 2000
Height	min. 800	max. 3000	min. 800	max. 3000

*Dimensional limits to be verified with Giemme technical office



EOLO 4 FRAMED SHUTTER

The EOLO 4 aluminium shutters can have a frame on three or four sides and **come pre-drilled for wall mounting**. They are equipped with **concealed hinges and a multipoint cremone bolt for locking**. In addition to concealed hinges, a version with visible hinges is also available.

They can be configured with **either vertical or horizontal slats** and offer the option of insulated slats to ensure high **thermal insulation performance**.

	Single panel*		Double panel*	
Width	min. 400	max. 900	min. 700	max. 1700
Height	min. 800	max. 3000	min. 800	max. 3000

*Dimensional limits to be verified with Giemme technical office





EOLO-S SLIDING SHUTTER

The EOLO-S aluminium sliding shutters are ideal for settings where a **modern aesthetic and ease of operation** are prioritized.

Top guide for sliding and valance in the chosen colour.















	Single panel*		Double panel*	
Width	min. 400	max. 1100	min. 1000	max. 2500
Height	min. 800	max. 3000	min. 800	max. 3000











*Dimensional limits to be verified with Giemme technical office

ALUMINIUM SHUTTER FINISHES




PAINTED

			
RTX WHITE / Code P 9010 R TX	MATTE RAL 9010 / Code P 9010 OP	RTX GREEN / Code P 6005 R TX	MATTE RAL 9010 / Code P 9010 OP
			
RTX GRAY / Code P 9006 R TX	MATTE RAL 7001 / Code P 7001 OP	MATTE RAL 7035 / Code P 7035 OP	RTX BROWN / Code P 8017 R TX
			
MATTE RAL 8017 / Code P 8017 OP	RTX IVORY / Code P 1013 R TX	MATTE RAL 1013 / Code P 1013 OP	MATTE RAL 7016 / Code P 7016 OP

WOOD EFFECT (POWDER-ON-POWDER HD)

			
WHITE LACQUERED WITH KNOTS / Code PKRL18 HD	WHITE / Code P KRL13 HD	WHITE LACQUERED / Code P KRL18A HD	RENOLIT WHITE / Code P KRL9 HD
			
ASH / Code P KRL21 HD	LIGHT CHERRY / Code P KRL26 HD	LIGHT RENOLIT / Code P KRL3 HD	MEDIUM WALNUT / Code P KRL27 HD
			
DARK RENOLIT / Code P KRL4 HD	DARK WALNUT / Code P KRL8 HD		

WOOD EFFECT (SUBLIMATED HD)

			
DARK FLAMED CHERRY / Code P KA22 HD	DARK TUSCAN CHESTNUT / Code P KA23 HD	DOUGLAS / Code P KA10 HD	GREEN WALNUT / Code P KA5 HD

Colour legend for reference only: for the exact shade, please refer to the color sample available at our sales points.



www.giemme.net