

Frames. Stories. Projects.

GEMME
Italian Windows Design

“ *Coming together is a beginning,
staying together is progress,
working together is success.*

Henry Ford

GIEMME
Italian Windows Design




GIEMME, TAILORS OF WOOD

GIEMME oversees the production and sale of high quality doors and windows and is currently a reference brand for private customers and for advanced building constructors and distributors all over the world. Technological innovation in in manufactory systems and product design have been able to combine Italian tradition and performance and offer worldwide to customer a range of variants capable of covering a wide variety of technical and stylistic needs. Thanks to the close collaboration with profile extruders, Giemme currently also produces PVC windows

and doors for a wider range of possible solutions. GIEMME began in the early 1980s as a fledgling and dynamic company specialising in the restoration and production of windows and doors, but already in the early 1960s it was a manufacturer of high-performance wooden door and window systems. The vast experience acquired and formed through a professional and widespread distribution network represents one of the most significant value of the company.

STYLE, DESIGN AND QUALITY



For any type of door or window systems, regardless of the material that constitutes its supporting structure, functionality and performance must satisfy the legal obligations or mandatory standards that demand already excellent levels. For each window or door manufactured, be it Wood, Wood/Aluminium, PVC, Aluminium, it is possible to vary the energy, acoustic, sealing performance against the external climate, safety, functionality, etc. by varying

the type of filling components and supporting and manoeuvring devices almost common transversally to every constructive system. The load-bearing structure, which accounts for approximately 1/3 of the raw materials, makes a huge difference to the construction system that not only characterises the product, that is the window or door but has a very strong environmental, social, economic, aesthetic and cultural influence.



OUR STRENGTHS



PAINTING



RESEARCH AND DEVELOPMENT



ENVIRONMENT AND ENERGY SAVING



HEALTH, COMFORT AND WELL-BEING



CERTIFIED PAINTS



No migration of substances dangerous to humans. Guarantee of non-toxicity of the dry film



Conformity to VOC and formaldehyde emissions required by the standard DIN EN ISO 16000



Most of Remmers wood protection products are Blue Angel certified



Compliant with the legislation UNI 11717



Water-based paints are used for the protection of wood. Their choice varies according to the specific needs of customers as well as to the particularities of the field of use and to their response to climatic factors to constantly improve their elasticity and adhesion to wood, to increase their durability and beauty. Constantly checked in the sophisticated laboratories of primary suppliers, the varnished

wood samples are subjected to both artificial accelerated ageing cycles and exposure in a natural environment in extremely critical conditions to test their resistance over time. As soft as leather, clear like the water they are made of, coloured as nature intended with which they are friends, they protect and enhance the natural beauty of wood.



RESEARCH AND DEVELOPMENT



Growth of know-how to expand and improve the products and services we offer, always keeping up with the times and dealing with constantly evolving contexts is the spirit that drives the Research and Development division.

The research and development activities also aim at continuous improvement, evaluating the opportunity for interventions and investments with the goal of improving and optimising costs and times of products and processes.



RESPECT FOR THE ENVIRONMENT



The doors and windows produced by Giemme are capable of high acoustic and thermal performance, essential for buildings with high controlled energy efficiency.

Sensitive to environmental issues, Giemme mainly uses low environmental impact, environmentally friendly and eco-sustainable raw materials.



Low environmental impact



Sustainability



Ecology and Durability



Waste reduction



HEALTH, COMFORT AND WELL-BEING



For maximum well-being and comfort it is essential to live in a healthy, constantly ventilated environment. Today it is possible, with Controlled Mechanical Ventilation.

A simple, effective, immediate solution that allows continuous air exchange:

- It eliminates the stale air inside, full of excess moisture, CO2 and pollutants
- It filters the outside air, removing fine dust, pollen and allergens thanks to the F7 filters.
- It recovers up to 93% of the heat produced by the heating system, for maximum savings.



FRAMES FOR OVER 40 YEARS



WOOD



WOOD-ALUMINIUM
WOOD-BRONZE



PVC



MINIMAL



ALUMINIUM



WOOD
NATURAL GEOMETRIES







7 SECTIONS
WIDE RANGE OF WOODS AND
COLOURS

WOODEN FRAMES

TIMELESS BEAUTY AND REFINEMENT

The production of doors and windows takes place through the use of highly selected woods from legalised cutting, supplied by manufacturers who offer a laminated product with certified gluing, to guarantee stability and durability and high aesthetic performance. The doors and windows are made in different types in terms of size and characteristics of the profiles that can vary from 68 to 92 mm in thickness.



-  CUSTOMISABLE
-  ECO-COMPATIBLE AND ECO-SUSTAINABLE
-  IT IS LIVING MATTER SCULPTED BY MAN
-  WORKING WITH WOOD IS ART







WOOD-ALUMINIUM
ELEGANCE AND
PRACTICALITY



10 SECTIONS
WIDE RANGE OF WOODS AND COLOURS
VARIANT IN WOOD-BRONZE

WOODEN/ALUMINIUM FRAMES EVER-LASTING WINDOWS AND DOORS

There are several lines of wood-aluminium doors and windows that we produce. The external aluminium coating protects the wooden structure from atmospheric agents and significantly reduces the maintenance costs of the product. The wood-aluminium profile guarantees a longer duration of the door or window over time, improves the thermal performance of the frame and keeps the warmth and naturalness of the wood inside the home. On request also in the Wood-Bronze version with the following treatments: Copper, Burnished and Antique.



CUSTOMISABLE



ECO-COMPATIBLE AND ECO-SUSTAINABLE



EXPRESSION OF EVOLUTION AND MODERNITY



HARMONIOUS SYNTHESIS OF ART AND TECHNOLOGY







PVC
DAILY EFFICIENCY



5 SECTIONS
WIDE RANGE OF WOODS AND COLOURS
(PVC AND LAMINATE)

PVC FRAMES

SYNTHESIS OF FUNCTIONALITY AND ESSENTIALITY

PVC windows and doors combine functionality and design, and also significantly reduce building management costs as the profile structure is equipped with chambers and gaskets, allowing a high thermal insulation value to be achieved. In residential areas particularly exposed to noise pollution, they allow specific soundproofing needs to be met and with the installation of special insulating glass, it allows for excellent levels of soundproofing. Also available in the PVC-Aluminium version.



CUSTOMISABLE



STEEL CORE



HIGH PERFORMANCE RATIO



SIMPLY FUNCTIONAL







— SLIM-LINE SERIES PVC
IDEAL
FOR RESTRUCTURING



WIDE RANGE OF WOODS AND COLOURS
(PVC AND LAMINATE)

"SLIM-LINE" CENTRAL NODE

AESTHETIC AND FUNCTIONAL SOLUTIONS

To design your spaces with maximum comfort and functionality, we at Giemme offer you the "SLIM-LINE" CENTRAL NODE, ideal for renovations, it allows a substantial increase in the glazed surface and gives the environment a high level of brightness.

The "SLIM-LINE" solution, in addition to bringing benefits in terms of comfort, helps to create well-finished environments also from an aesthetic point of view.



20% MORE LIGHT




- CONSUMPTION

SLIM LINE



"SLIM LINE" central node

STANDARD PROFILE



Standard central node



— MINIMAL WOOD
TAILORED ELEGANCE



EXCLUSIVE MINIMAL DESIGN
EXTRA CATEGORY

OVER VIEW

WOODEN DOORS AND WINDOWS / MINIMAL

MINIMAL WOODEN doors and windows, with ALL-GLASS application on the EXTERNAL SIDE.

Triple sealing gasket, in 3-layer laminated wood in a choice of: pine, fir, oak, okoumé, larch or others on request. External glazing bead with aluminium frame.



ALL-GLASS VIEW FROM THE OUTSIDE



MORE LIGHT, 30% MORE GLASS



CENTRAL NODE WITH TWO MINIMAL DOORS.
ONLY 10 CM



THE PLEASURE OF WOOD INSIDE,
WITH CLEAN LINES




OVER VIEW

Wooden doors and windows / MINIMAL

More light with the **Over View** range


Aluminium casing for external profile (standard)



Only 10 cm.

Compared to standard nodes that can reach up to 16cm

Wooden casing for external profile (optional)



Only 10 cm.

Compared to standard nodes that can reach up to 16cm

Minimal central node
30% more glass

Aluminium Threshold.



Detail Low aluminium threshold for French windows **without protrusions on the floor**. High resistance to air, rain and wind.

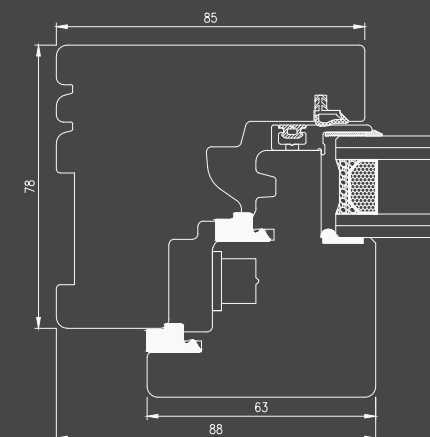
Internal elevation window with one panel.



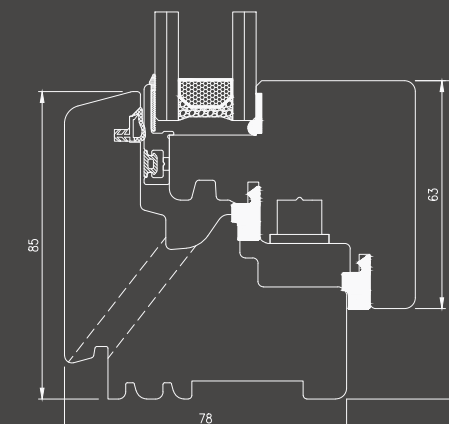
Only 6.3 cm of visible door that allows greater brightness to the rooms and creates a minimal and modern style for your environments

OVER VIEW

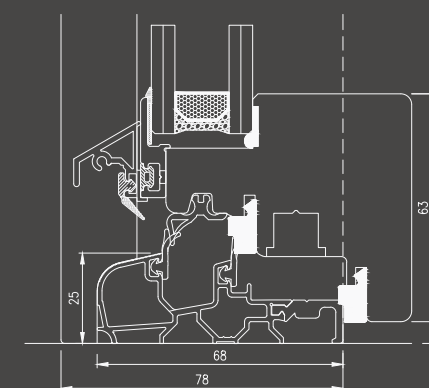
Wooden doors and windows / MINIMAL



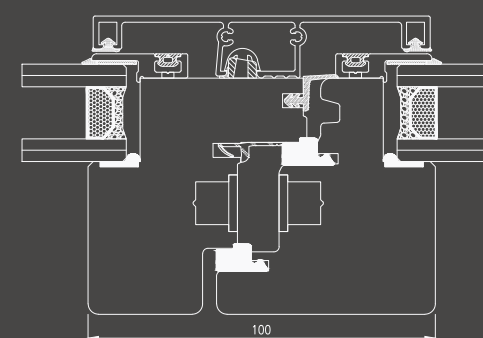
Upper/lateral node for windows and French windows



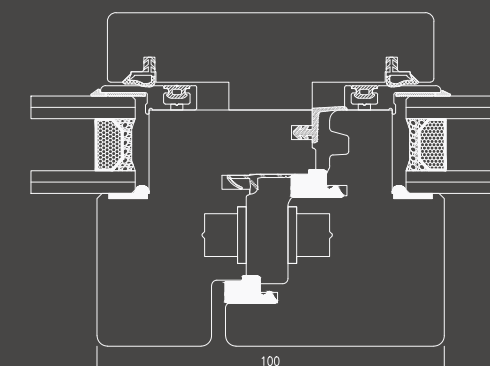
Window lower node



French window lower node with threshold



Central node with profile in aluminium (standard) of Window/French window



Central node with external wooden profile (optional) of window/French window



MINIMAL WOOD-ALUMINIUM
HIGH PERFORMANCE



EXCLUSIVE MINIMAL DESIGN
EXTRA CATEGORY

OVERLUX SPACE

WOODEN-ALUMINIUM DOORS
AND WINDOWS / MINIMAL

MINIMAL doors and windows, with application of ALL EXTERNAL SIDE GLASS. Triple sealing gasket, in laminated wood with 3 layers of wood to choose from: pine, fir, oak, okoumè, larch or others on request and external aluminium cladding on the panel and partially covering on the frame. Possibility of installation only on specific subframe.



ALL-GLASS VIEW FROM THE OUTSIDE



MORE LIGHT, 30% MORE GLASS



CENTRAL NODE WITH TWO MINIMAL DOORS.
ONLY 10 CM




THE PLEASURE OF WOOD INSIDE,
WITH CLEAN LINES



OVERLUX SPACE

Wooden-Aluminium doors and windows / MINIMAL

Aluminium casing for
external profile (standard)



Only 10 cm.

Compared to standard nodes that can
reach up to 16cm

Minimal central node

30% more glass



Aluminium Threshold.

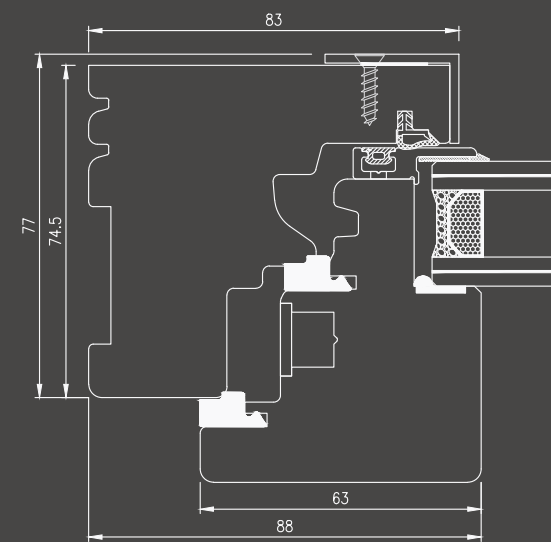


Detail Low aluminium threshold for
French windows **without protrusions**
on the floor. High resistance to air,
rain and wind.

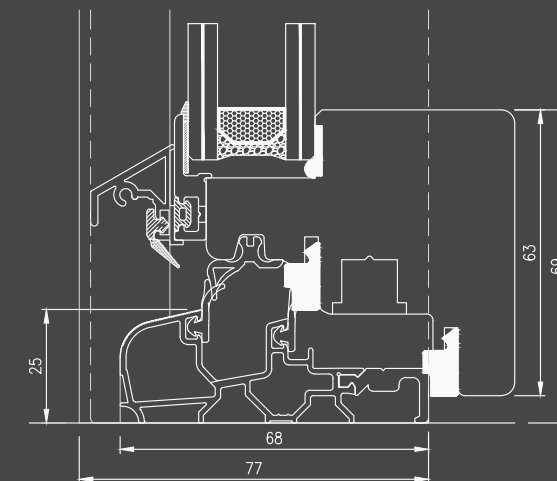


OVERLUX SPACE

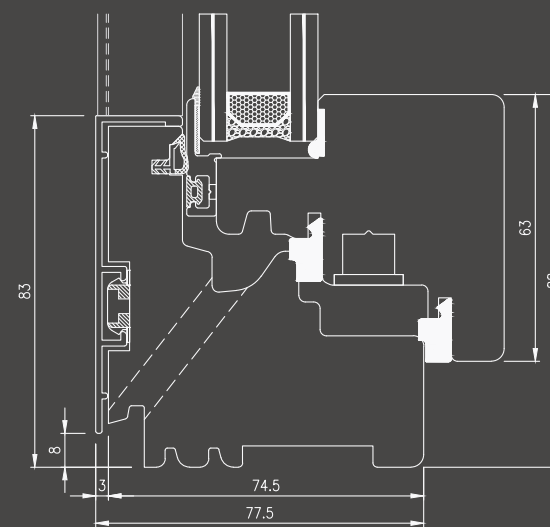
Wooden-Aluminium doors and windows / MINIMAL



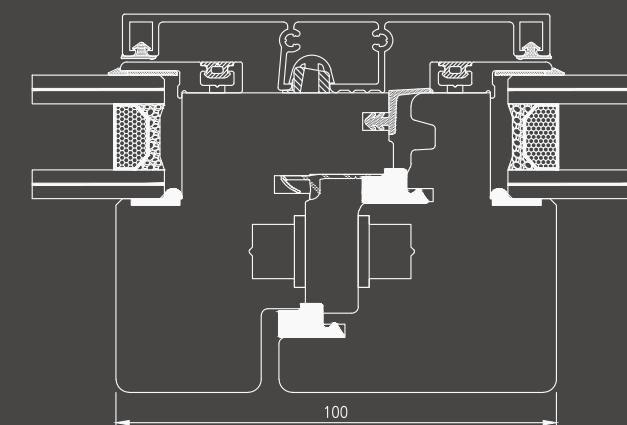
**Upper/lateral node for windows and
French windows**



Door/window lower node with threshold



Window lower node



Central node of window/French window



— MINIMAL WOOD-ALUMINIUM
ESSENTIAL AND BRIGHT



EXCLUSIVE MINIMAL DESIGN
EXTRA CATEGORY

OVERLUX SECRET

WOODEN-ALUMINIUM DOORS
AND WINDOWS / MINIMAL

MINIMAL windows and doors, with the possibility of INTERNAL SIDE WALL FLUSH and ALL EXTERNAL SIDE GLASS. Triple sealing gasket; in 3-layer laminated wood in a choice of: pine, fir, oak, okoumè, larch or others on request and external aluminium cladding on the panel, frame completely in aluminium with thermal break. Recommended installation on specific subframe.



ALL-GLASS VIEW FROM THE OUTSIDE



MORE LIGHT, 30% MORE GLASS



CENTRAL NODE WITH TWO MINIMAL DOORS.
ONLY 10 CM



WALL FLUSH APPLICATION FOR THE INNER
SIDE




OVERLUX SECRET

Wooden-Aluminium doors and windows / MINIMAL

Greater light and elegance with the **Overlux Secret** range

Aluminium casing for
external profile (standard)



Minimal central node

Only 10 cm.

Compared to standard nodes that can
reach up to 16 cm.

30% more glass

Lateral Node.

Detail of the installation of the Secret frame **flush with the wall**.



Example of wall flush assembly

Only the 6.7 cm panel profile will remain visible.

This solution will give your rooms **clean lines** and an
incredible elegance, maintaining all the excellent
features and performance typical of Giemme frames.

Detail of installation of the Secret frame, with **lower crosspiece resting on the window sill (in span)**.



Drainage of water through dedicated
outflows (with supporting frame).

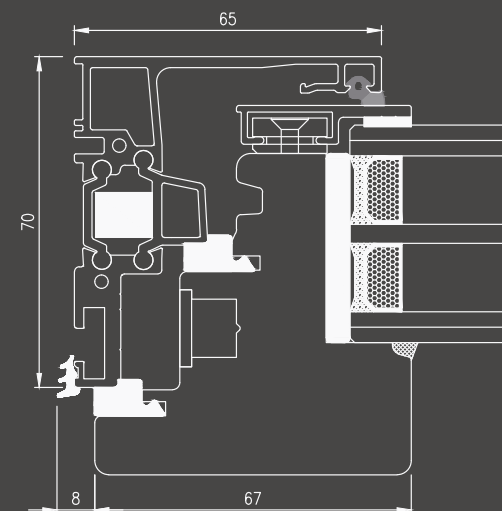
Detail of installation of the Secret frame, with **retractable lower crosspiece**.



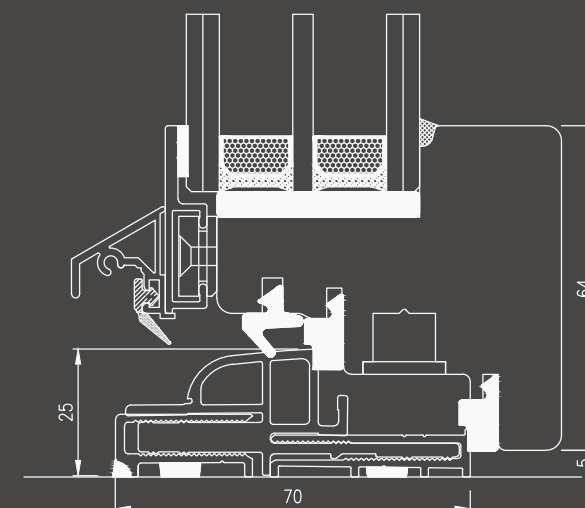
Drainage of water through a dedicated outflow from the
specific Giemme subframe.

OVERLUX SECRET

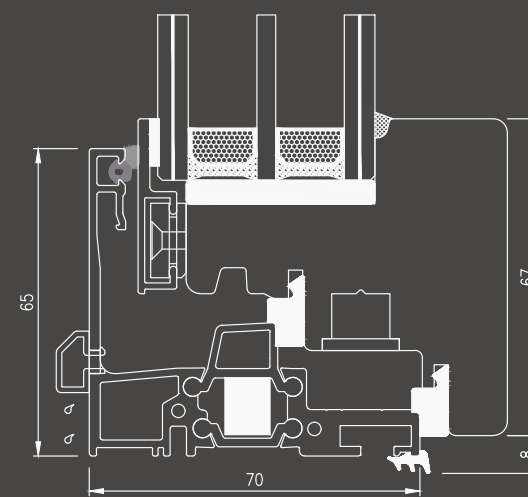
Wooden-Aluminium doors and windows / MINIMAL



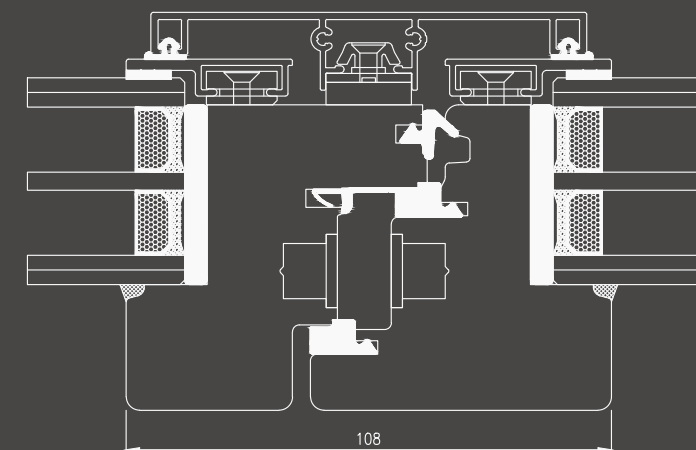
**Upper/lateral node for windows and
French windows**



Door/window lower node with threshold



Window lower node

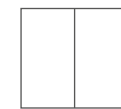


Central node of window/French window





ALUMINIUM
LOOK BEYOND



EXCLUSIVE DESIGN
EXTRA CATEGORY

ALUMIL PHOS650

ALUMINIUM SLIDING DOORS AND WINDOWS

Sliding doors and windows made with thermal break aluminium profiles; the interruption of the thermal bridge of the profiles is obtained by inserting dedicated 18 mm reinforced polyamide bars for frames and panels, interposed between the two metal elements, created through mechanical rolling. The panels, with the door or window closed, are fully hidden in the guide frame and the central node suitably sized for the statics has, in front view, a size of 25mm. Possibility of inserting a completely retractable lower drainage crosspiece.



CUSTOMISABLE



ONLY 25MM. OF EXPOSED ALUMINIUM



HIGH CONSTRUCTION TECHNOLOGY



HIGH BRIGHTNESS



COMPLETE SOLUTIONS FOR THE HOUSE



SECURITY



DOORS



DARKENING AND
SHADING SYSTEMS



LAMINATED INTERIOR DOORS PRACTICALITY AND RESISTANCE

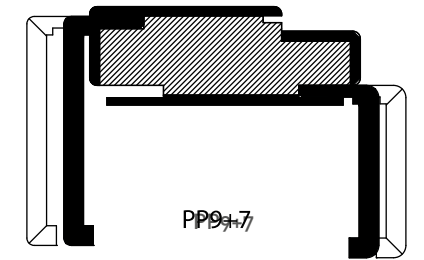


INNER DOORS LAMINEX COLLECTION

The LAMINEX collection consists of a laminate coating impregnated with phenolic resins applied to panels of wood origin. It is able to aesthetically imitate all wood types and can create new processes/finishes and trends. Resistant, hygienic and waterproof, the laminate offers the possibility of shades such as: OPAQUE, SCRATCH and 3D.

Standard elements

- Standard sizes L 700-750-800-900 x H 2100 mm.
- 3 Anuba type hinges.
- Central lock with central latch.
- Standard label with 70 mm internal and 90 mm external telescopic wire covers (wall thickness ranging from 105 to 130 mm).
- Possibility of customisation with concealed hinges, reverse and sliding openings of all types.



STANDARD JAMBS
(except for the Cherry I61, Tanganyika Walnut I60 and National Walnut I59 finishes with frame PP7+7)



ANDROMEDA

Door with smooth panel, available in various finishes.



HYDRA

Door with vertical side and horizontal central strips, available in various finishes.



PHOENIX

Door with uprights/crosspieces with 3 panels, available in various finishes.



LACQUERED INTERIOR DOORS
HIGH QUALITY
CUSTOMISABLE



INNER DOORS

PITTURA COLLECTION

The PITTURA collection came about through a modern and versatile concept of LACQUERED door suitable for every setting and style.

PITTURA provides pantographed and engraved doors of all kinds and they can be customised with drawings and accessories.



CASSIOPEIA
"Plus" pantographed
lacquered door available in
several options.



COMPASSO
"Duplex" pantographed
lacquered door available in
several options.



ORION
"Quadro" pantographed
lacquered door available in
several options.



DORADO
**"COMPLEX" ENGRAVED
STYLE**
"Engraved" lacquered door
available in several options.



DORADO
ENGRAVED "GRAIN" STYLE
DESIGNED BY GIEMME
"Engraved" lacquered door
available in several options.



PEGASO
"Smooth" lacquered door.



SECURITY WIDE RANGE OF SOLUTIONS




SECURITY

PASSIVE PROTECTION FOR HOMES

FRONT DOORS AND REINFORCED DOORS

Passive security always at the highest levels with the Giemme reinforced doors, custom built and equipped with multiple closing points, they can be equipped with ballistic sheets and bulletproof glass, also ideal for panic rooms, they are available in a wide range of types to correspond to meet both aesthetic and functional needs for each architectural context without compromising on thermal and acoustic performance.



GRILLS

Fixed, openable or retractable, they constitute an effective anti-intrusion tool, made of steel alloy suitably treated against corrosion, their robustness has been softened in the form by a design careful to minimise the space and aesthetic impact, promoting their harmonious and non-invasive use in every architectural context.

SECURITY SUNSHADE ROLLER SHUTTERS

Innovative sun protection and shielding system. A system that allows the regulation of light, air and privacy according to your needs, guaranteeing levels of burglar protection up to class 4.

Roller shutter in extruded aluminium available in various models from 8 Kg/m² up to 16 Kg/m² with lock on terminal and/or intermediate strip.





DARKENING – SHADING TECHNOLOGY AND ELEGANCE



DARKENING – SHADING SOLUTIONS FOR COMFORT AND PRIVACY

ADJUSTABLE ROLLER SHUTTER

The adjustable roller shutter represents an effective and innovative synthesis of two products: the roller shutter and the adjustable slats shutter.

Like a roller shutter, it wraps around itself until it disappears into a box.

Like a blind, it adjusts the orientation of the slats in the desired position. All controlled by a multifunction motor.



SHUTTERS AND BLINDS

The range of proposals is divided into a wide number of types and combinations and colours. Each type can be made to measure with applications for use in renovation or on the new one and with materials in aluminium, PVC or wood. The control systems can be manual or motorised and can be chosen from a wide range of coordinated proposals and accessories.

BIOCLIMATIC PERGOLAS AND AWNINGS

Giemme offers a collection of Bioclimatic Pergolas, Classics and Sunshades by PRATIC, a leading brand in the shading sector.

Exclusive and eco-sustainable technologies to create protected, comfortable and elegant spaces. Maximum comfort in terms of temperature, light, ventilation and protection: refined and sophisticated bioclimatic pergolas create a pleasant and ecological microenvironment



#GIEMMESOLUTIONS

ITALIAN AND GLOBAL PRODUCTIONS

Over the years there have been countless professionals in the construction sector who have chosen Giemme as their partner for frames.

Giemme is present in Italy and abroad with stores, agents, retailers and professionals in the construction field.





GEMME
Italian Windows Design

www.giemme.net