

Characteristics



DESCRIPTION

PVC frames made with a "Rehau" profile with a triple gasket with 6 chambers, consisting of hi-tech material in internal coextruded composite fibre called RAU-PVC.



FINISHES

The profiles can be mass-coloured or coated (film-coated); the surface coating of the profiles is obtained by hot gluing acrylic and laminated films structured to be resistant to light and abrasions. These films can be in RAL colour and wood decoration.



DIMENSIONS

Fixed frame 86 x 72 mm section.

Mobile panel 86 x 77 mm section.



HARDWARE

Standard Roto NT hardware with tilt and turn panel and lever rod. Complete with anti-burglary striker plates and pawls along the entire perimeter.



GASKET AND SEAL

Triple abutment sealing profile, triple gasket; square-shaped glazing bead; drainage through holes in the lower crosspiece and external holes covered by caps, resin threshold on French windows.



DOUBLE-GLAZING

Use of single-chamber double glazing or low-emission double-chamber triple glazing with Argon gas and warm edge ducts as standard, in accordance with the current regulations. Of variable thicknesses and types (solar control, safety, acoustic, satin ...) according to requirements.



THERMAL TRANSMITTANCE*

Thermal insulation achievable up to UW value of 0.82 W/m²K

*Calculated thermal values (according to the standard UNI EN ISO 10077-1 and 2), with $U_f = 1.3$ (W/m²K), low-emission double glazing with warm-edge duct (warm edge) and U_g value = 1.1 (W/m²K) best thermal insulation value referring to the double glazing with best thermal transmittance present in the price list and warm-edge duct (warm edge)



ACOUSTIC PROTECTION

Starting from 31 dB for windows based on glass noise reduction values up to 45 dB.





INTERIOR



EXTERIOR



Strengths



FINISHES OF YOUR CHOICE

The over 50 finishes to choose from are the symbol of ongoing research and development in order to provide our customers with continuous and always trendy innovative solutions.



STANDARD WARRANTY*



Functionality of the windows
- 10 YEARS



No fogging inside the double-glazing
- 10 YEARS



No cracking of the surface of PVC windows -
10 YEARS



No total detachment of any PVC window
covering films - 10 YEARS

* See the conditions set out in the warranty certificate and the provisions of article 5 of the general terms and conditions of sale



DESIGN

Our windows have a highly topical aesthetic, reflecting a clear language of forms. The building systems in step with the times, linked to the attention to detail, are adaptable to any environment to meet the individuality and functionality needs of our customers.



Hinge detail



Concealed hinge detail



Squared glazing bead



Round glazing bead



INVISIBLE WELDING AS STANDARD

Total elimination of the weld bead.

The surface is perfectly flat and homogeneous, without the need for milling and painting

ATTENTION TO DETAIL

Flawless aesthetics even in the hidden parts.

The welding profile has no discontinuities or imperfections along the entire length.



SAVINGS

Waterproofing, profiles, glass with synthetic material spacer, gaskets and installation without a thermal bridge have a considerable influence on energy savings and, consequently, on the cost of bills.

Finishes




Total Look

THE COLLECTION OF FINISHES
TO COORDINATE THE ENTIRE HOUSE

The Total Look laminate finishes are exclusive to the commercial offer and provide an alternative solution combined with interior doors to create greater harmony within your home.

Coating takes place by means of a laminate film usually used for interior doors and furniture.

Laminate finishes are the symbol of continuous research and development in order to provide customers with continuous innovative solutions.



Cod. 1741L
Dark Oak



Cod. 1738L
Magelan Ice



Cod. 1743L
Bleached Ash



Cod. 1579L
Light Elm



Cod. 1739L
Veralinga



Cod. 1572L
Brushed Sand



Cod. 1573L
Brushed Grey

PVC Profile Colour Samples

Mass-coloured profile colours: White - Ivory Ral 9001 (with surcharge on the price)
STANDARD RENOLIT COLOUR (without surcharge on the price)



Cod. 7512
Cod. Renolit 9.2178001-116700
Gold oak




Cod. 225L
Cod. Renolit 9.2178007-116700
Walnut



Cod. 913L
Cod. Renolit 9.3211005-116700
Irish oak



Cod. 914L
Cod. Renolit 9.3214009- 16700
Soft cherry



Cod. 4444
Cod. Hornschuch F456-5054
Cream






Cod. 7774
Cod. Hornschuch F456-5057
Ash
















Cod. 1562L
Cod. Hornschuch F456-308
Sheffield Light Oak

Finishes

Non-Standard Renolit Colour (with surcharge on the price)

				
Cod. 9792 Cod. Renolit 3081.05-116700 Dark red	Cod. 4683 Cod. Renolit 5007.05-116700 Bright blue	Cod. 7470 Cod. Renolit 3005.05-116700 Red wine	Cod. 4925 Cod. Renolit 6005.05-116700 Musk green	Cod. 9773 Cod. Renolit 6125.05-116700 Dark green
				
Cod. 4443 Cod. Renolit 701605-1 6700 Anthracite grey	Cod. 7666 Cod. Renolit 7251.05-116700 Dark Grey	Cod. 9922 Cod. Renolit: 7155. 5-116700 Silver grey	Cod. 2032L Cod. Hornschuch F436-3091 Sheffield Oak Kolonial	Cod. 9631 Cod. Renolit 8518.05-116700 Dark brown
				
Cod. 012L Cod. Renolit 8875.05-116700 Chocolate	Cod. 1059L Cod. Hornschuch F436-1022 x-Brush Stahlblau	Cod. 1060L Cod. Hornschuch F436-1023 x-Brush Schwarzbraun	Cod. 4914 Cod. Hornschuch F436-2007 Dark Oak	Cod. 1208L Cod. Renolit 9.0049240-114800 Winchester XA
				
Cod. 1049L Cod. Hornschuch F436-1 001 Metbrush Aluminium	Cod. 1443L Cod. Hornschuch F436-1007 Bronze	Cod. 1423L Cod. Hornschuch F426-2047 Bare Pine	Cod. 2044L Cod. Renolit 9.3241306-102200 Bleached Oak	Cod. 4404 Cod. Renolit 9.3152009-116700 Douglas

Non-Standard Matt Renolit Colour (with surcharge on the price)

				
Cod. 1551L Cod. Hornschuch F456-6001 Matt Cream	Cod. 1553L Cod. Hornschuch F436-6039 Sicily SFTN Matt	Cod. 1983L Cod. Hornschuch F436-6064 Black Matt	Cod. 1555L Cod. Hornschuch F436-6021 Fir Green SFTN Matt	Cod. 1560L Cod. Hornschuch F436-6023 Dark Grey SFTN Matt
				
Cod. 1556L Cod. Hornschuch F436-6047 Quartz Grey SFTN Matt	Cod. 1559L Cod. Hornschuch F436-6003 A Matt Anthracite Grey	Cod. 1558L Cod. Hornschuch F436-6010 Dark Brown SFTN Matt	Cod. 1561 L Cod. Hornschuch F436-6055 Bronze SFTN Matt	Cod. 1563L Cod. Hornschuch F436-1011 Metallic Wood Moka
				
Cod. 2031L Cod. Hornschuch F470-3001 Turner Oak malt	Cod. 2039L Cod. Hornschuch F470-3003 Sheffield Oak concrete	Cod. 2038L Cod. Hornschuch F470-3002 Sheffield Oak alpine		

The colours are approximate
They may undergo variations



GIEMME
Italian Windows Design



For technical, constructive and typographical reasons, the colours, descriptions, technical and dimensional details, as well as any other indication and/or information contained in this catalogue may be changed without notice, also based on technological evolution or on the availability of certain materials and/or components. In order to avoid any misunderstanding with its customers, Giemme Forti srl invites you to view all the characteristics of its production at the authorised points of sale. VERS. SY80 / PRINT 12-19

GIEMME.NET ■ INFO@GIEMME.NET